



Location: CMA1b - Oil Street Site Office

Report on 24-hour TSP monitoring

Action Level ($\mu\text{g}/\text{m}^3$) - 176.7

Limit Level ($\mu\text{g}/\text{m}^3$) - 260

Date	Sampling Time	Weather Condition	Filter paper no.	Filter Weight, g		Elapse Time, hr		Sampling Time, hr	Flow Rate, m^3/min			Total Volume, m^3	TSP Level, $\mu\text{g}/\text{m}^3$
				Initial	Final	Initial	Final		Initial, Q_{si}	Final, Q_{sf}	Average		
28-Oct-14	8:00	Cloudy	009520	2.8103	2.9089	5352.90	5376.90	24.00	0.98	0.98	0.98	1408	70
3-Nov-14	8:00	Cloudy	010178	2.7653	2.9407	5379.90	5403.90	24.00	1.04	1.03	1.03	1490	118
8-Nov-14	8:00	Cloudy	010171	2.7434	2.8184	5407.47	5431.47	24.00	0.98	0.98	0.98	1416	53
14-Nov-14	8:00	Cloudy	010481	2.7350	2.9012	5434.47	5458.47	24.00	0.99	0.98	0.98	1418	117
20-Nov-14	8:00	Fine	010487	2.7344	2.9087	5461.47	5485.47	24.00	0.98	0.98	0.98	1415	123
26-Nov-14	8:00	Cloudy	010463	2.7507	2.9226	5488.47	5512.47	24.00	0.98	0.98	0.98	1412	122

Report on 1-hour TSP monitoring

Action Level ($\mu\text{g}/\text{m}^3$) - 320.1

Limit Level ($\mu\text{g}/\text{m}^3$) - 500

Date	Sampling Time	Weather Condition	Filter paper no.	Filter Weight, g		Elapse Time, hr		Sampling Time, hr	Flow Rate, m^3/min			Total Volume, m^3	TSP Level, $\mu\text{g}/\text{m}^3$
				Initial	Final	Initial	Final		Initial, Q_{si}	Final, Q_{sf}	Average		
29-Oct-14	8:07	Cloudy	009522	2.8144	2.8190	5376.90	5377.90	1.00	0.98	0.98	0.98	59	78
29-Oct-14	9:15	Cloudy	009807	2.8099	2.8169	5377.90	5378.90	1.00	0.98	0.98	0.98	59	119
29-Oct-14	13:00	Cloudy	010180	2.7551	2.7618	5378.90	5379.90	1.00	0.98	0.98	0.98	59	114
4-Nov-14	8:30	Cloudy	010162	2.7509	2.7604	5404.47	5405.47	1.00	0.98	0.98	0.98	59	161
4-Nov-14	9:35	Cloudy	010165	2.7661	2.7743	5405.47	5406.47	1.00	0.98	0.98	0.98	59	139
4-Nov-14	10:42	Cloudy	010168	2.7559	2.7641	5406.47	5407.47	1.00	0.98	0.98	0.98	59	140
10-Nov-14	8:10	Cloudy	010476	2.7329	2.7433	5431.47	5432.47	1.00	0.98	0.98	0.98	59	177
10-Nov-14	10:45	Cloudy	010477	2.7477	2.7546	5432.47	5433.47	1.00	0.93	0.93	0.93	56	124
10-Nov-14	13:00	Cloudy	010479	2.7434	2.7500	5433.47	5434.47	1.00	0.93	0.93	0.93	56	119
15-Nov-14	8:10	Cloudy	010483	2.7321	2.7389	5458.47	5459.47	1.00	0.98	0.98	0.98	59	115
15-Nov-14	10:45	Cloudy	010485	2.7297	2.7354	5459.47	5460.47	1.00	0.93	0.93	0.93	56	102
15-Nov-14	13:00	Cloudy	010486	2.7374	2.7475	5460.47	5461.47	1.00	0.93	0.93	0.93	56	181
21-Nov-14	8:20	Fine	010491	2.7314	2.7376	5485.47	5486.47	1.00	1.04	1.04	1.04	62	100
21-Nov-14	9:34	Fine	010493	2.7262	2.7355	5486.47	5487.47	1.00	1.04	1.04	1.04	62	150
21-Nov-14	10:46	Fine	010461	2.7311	2.7430	5487.47	5488.47	1.00	1.04	1.04	1.04	62	192
27-Nov-14	8:10	Cloudy	010550	2.7265	2.7337	5512.47	5513.47	1.00	0.98	0.98	0.98	59	122
27-Nov-14	9:25	Cloudy	010154	2.7653	2.7753	5513.47	5514.47	1.00	0.98	0.98	0.98	59	170
27-Nov-14	10:40	Cloudy	010156	2.7512	2.7612	5514.47	5515.47	1.00	0.98	0.98	0.98	59	170



Location: CMA2a - Causeway Bay Community Centre

Report on 24-hour TSP monitoring
 Action Level ($\mu\text{g}/\text{m}^3$) - 169.5
 Limit Level ($\mu\text{g}/\text{m}^3$) - 260

Date	Sampling Time	Weather Condition	Filter paper no.	Filter Weight, g		Elapse Time, hr		Sampling Time, hr	Flow Rate, m^3/min			Total Volume, m^3	TSP Level, $\mu\text{g}/\text{m}^3$
				Initial	Final	Initial	Final		Initial, Q_{si}	Final, Q_{sf}	Average		
28-Oct-14	8:00	Cloudy	009521	2.8191	3.0006	15063.40	15087.40	24.00	1.11	1.11	1.11	1605	113
3-Nov-14	8:00	Cloudy	010176	2.7558	2.9864	15090.40	15114.40	24.00	1.03	1.03	1.03	1479	156
8-Nov-14	8:00	Cloudy	010172	2.7562	2.8105	15117.40	15141.40	24.00	0.97	1.03	1.00	1437	38
14-Nov-14	8:00	Cloudy	010482	2.7327	2.9476	15144.41	15168.41	24.00	1.03	1.03	1.03	1484	145
20-Nov-14	8:00	Fine	010488	2.7247	2.8155	15171.41	15195.41	24.00	1.03	1.03	1.03	1480	61
26-Nov-14	8:00	Cloudy	010464	2.7442	2.9726	15198.41	15222.41	24.00	1.02	1.03	1.02	1476	155

Report on 1-hour TSP monitoring
 Action Level ($\mu\text{g}/\text{m}^3$) - 323.4
 Limit Level ($\mu\text{g}/\text{m}^3$) - 500

Date	Sampling Time	Weather Condition	Filter paper no.	Filter Weight, g		Elapse Time, hr		Sampling Time, hr	Flow Rate, m^3/min			Total Volume, m^3	TSP Level, $\mu\text{g}/\text{m}^3$
				Initial	Final	Initial	Final		Initial, Q_{si}	Final, Q_{sf}	Average		
29-Oct-14	8:05	Cloudy	009806	2.8230	2.8308	15087.40	15088.40	1.00	1.11	1.11	1.11	67	117
29-Oct-14	9:15	Cloudy	009808	2.8163	2.8236	15088.40	15089.40	1.00	1.11	1.11	1.11	67	109
29-Oct-14	13:00	Cloudy	010179	2.7490	2.7582	15089.40	15090.40	1.00	1.11	1.11	1.11	67	138
4-Nov-14	8:35	Cloudy	010163	2.7510	2.7612	15114.40	15115.40	1.00	1.03	1.03	1.03	62	166
4-Nov-14	9:43	Cloudy	010166	2.7664	2.7768	15115.40	15116.40	1.00	1.03	1.03	1.03	62	169
4-Nov-14	10:50	Cloudy	010169	2.7513	2.7608	15116.40	15117.40	1.00	1.03	1.03	1.03	62	154
10-Nov-14	8:10	Cloudy	010174	2.7478	2.7528	15141.40	15142.40	1.00	0.96	0.96	0.96	58	86
10-Nov-14	11:00	Cloudy	010478	2.7406	2.7456	15142.40	15143.40	1.00	0.96	0.96	0.96	58	86
10-Nov-14	13:00	Cloudy	010480	2.7431	2.7476	15143.40	15144.40	1.00	0.96	0.96	0.96	58	78
15-Nov-14	8:03	Cloudy	008435	2.8551	2.8631	15168.41	15169.41	1.00	1.09	1.09	1.09	65	122
15-Nov-14	9:06	Cloudy	010484	2.7248	2.7346	15169.41	15170.41	1.00	1.09	1.09	1.09	65	150
15-Nov-14	10:09	Cloudy	009000	2.8236	2.8352	15170.41	15171.41	1.00	1.09	1.09	1.09	65	177
21-Nov-14	8:10	Fine	010492	2.7304	2.7359	15195.41	15196.41	1.00	0.97	0.97	0.97	58	95
21-Nov-14	9:16	Fine	010463	2.7468	2.7533	15196.41	15197.41	1.00	1.03	1.03	1.03	62	105
21-Nov-14	10:30	Fine	010462	2.7351	2.7395	15197.41	15198.41	1.00	0.97	0.97	0.97	58	76
27-Nov-14	8:08	Cloudy	010565	2.7499	2.7595	15222.41	15223.41	1.00	0.96	0.96	0.96	58	166
27-Nov-14	9:12	Cloudy	010155	2.7556	2.7635	15223.41	15224.41	1.00	0.90	0.90	0.90	54	146
27-Nov-14	10:20	Cloudy	010157	2.7348	2.7468	15224.41	15225.41	1.00	1.03	1.03	1.03	62	195



Location: CMA3a - CWB PRE Site Office Area

Report on 24-hour TSP monitoring

Action Level ($\mu\text{g}/\text{m}^3$) - 171

Limit Level ($\mu\text{g}/\text{m}^3$) - 260

Date	Sampling Time	Weather Condition	Filter paper no.	Filter Weight, g		Elapse Time, hr		Sampling Time, hr	Flow Rate, m^3/min			Total Volume, m^3	TSP Level, $\mu\text{g}/\text{m}^3$
				Initial	Final	Initial	Final		Initial, Q_{si}	Final, Q_{sf}	Average		
28-Oct-14	8:00	Cloudy	010138	2.7674	2.9659	2482.34	2506.34	24.00	1.30	1.30	1.30	1872	106
3-Nov-14	8:00	Cloudy	010363	2.7628	2.9428	2509.59	2533.59	24.00	1.23	1.23	1.23	1769	102
8-Nov-14	8:00	Cloudy	010229	2.7700	2.8319	2536.56	2560.56	24.00	1.23	1.23	1.23	1772	35
14-Nov-14	8:00	Cloudy	010380	2.7798	2.9550	2563.56	2587.56	24.00	1.23	1.23	1.23	1774	99
21-Nov-14	16:35	Fine	010128	2.7561	2.9131	2593.55	2617.55	24.00	1.28	1.28	1.28	1843	85
26-Nov-14	8:00	Cloudy	010465	2.7440	2.9571	2617.55	2641.55	24.00	1.28	1.28	1.28	1840	116

Remarks: Due to interruption of electricity, the 24hr TSP was rescheduled from 20 November 2014 to 21 November 2014.

Report on 1-hour TSP monitoring

Action Level ($\mu\text{g}/\text{m}^3$) - 311.3

Limit Level ($\mu\text{g}/\text{m}^3$) - 500

Date	Sampling Time	Weather Condition	Filter paper no.	Filter Weight, g		Elapse Time, hr		Sampling Time, hr	Flow Rate, m^3/min			Total Volume, m^3	TSP Level, $\mu\text{g}/\text{m}^3$
				Initial	Final	Initial	Final		Initial, Q_{si}	Final, Q_{sf}	Average		
29-Oct-14	8:51	Cloudy	010376	2.7689	2.7796	2506.34	2507.34	1.00	1.18	1.18	1.18	71	151
29-Oct-14	9:58	Cloudy	010394	2.7578	2.7680	2507.34	2508.34	1.00	1.18	1.18	1.18	71	144
29-Oct-14	13:00	Cloudy	010369	2.7622	2.7724	2508.34	2509.34	1.00	1.18	1.18	1.18	71	144
4-Nov-14	9:00	Cloudy	010225	2.7815	2.7875	2533.59	2534.59	1.00	1.15	1.15	1.15	69	87
4-Nov-14	10:06	Cloudy	010227	2.7670	2.7708	2534.59	2535.59	1.00	1.00	1.00	1.00	60	63
4-Nov-14	13:00	Cloudy	010229	2.7656	2.7718	2535.59	2536.59	1.00	1.08	1.00	1.04	62	99
10-Nov-14	8:40	Cloudy	010373	2.7688	2.7734	2560.56	2561.56	1.00	1.08	1.08	1.08	65	71
10-Nov-14	9:42	Cloudy	010375	2.7669	2.7723	2561.56	2562.56	1.00	1.08	1.08	1.08	65	84
10-Nov-14	10:57	Cloudy	010378	2.7607	2.7662	2562.56	2563.56	1.00	1.08	1.08	1.08	65	85
15-Nov-14	9:05	Cloudy	010503	2.7339	2.7422	2587.56	2588.56	1.00	1.08	1.08	1.08	65	128
15-Nov-14	10:32	Cloudy	010501	2.7257	2.7322	2588.56	2589.56	1.00	1.08	1.08	1.08	65	100
15-Nov-14	13:00	Cloudy	010498	2.7295	2.7428	2589.56	2590.56	1.00	1.08	1.08	1.08	65	205
21-Nov-14	8:07	Fine	010490	2.7130	2.7211	2590.55	2591.55	1.00	1.15	1.15	1.15	69	117
21-Nov-14	9:35	Fine	101470	2.7520	2.7591	2591.55	2592.55	1.00	1.15	1.15	1.15	69	103
21-Nov-14	15:20	Fine	010132	2.7613	2.7704	2592.55	2593.55	1.00	1.15	1.15	1.15	69	132
27-Nov-14	9:40	Cloudy	010212	2.7426	2.7494	2641.55	2642.55	1.00	1.08	1.08	1.08	65	105
27-Nov-14	10:43	Cloudy	010210	2.7582	2.7654	2642.55	2643.55	1.00	1.15	1.15	1.15	69	104
27-Nov-14	13:00	Cloudy	010208	2.7491	2.7543	2643.55	2644.55	1.00	1.08	1.08	1.08	65	80



Location: CMA4a - SPCA

Report on 24-hour TSP monitoring

Action Level ($\mu\text{g}/\text{m}^3$) - 171.2

Limit Level ($\mu\text{g}/\text{m}^3$) - 260

Date	Sampling Time	Weather Condition	Filter paper no.	Filter Weight, g		Elapse Time, hr		Sampling Time, hr	Flow Rate, m^3/min			Total Volume, m^3	TSP Level, $\mu\text{g}/\text{m}^3$
				Initial	Final	Initial	Final		Initial, Q_{si}	Final, Q_{sf}	Average		
28-Oct-14	8:00	Cloudy	010139	2.7715	2.9583	19314.02	19338.02	24.00	1.22	1.22	1.22	1763	106
3-Nov-14	8:00	Cloudy	010367	2.7694	2.9492	19341.03	19365.03	24.00	1.23	1.23	1.23	1769	102
8-Nov-14	8:00	Cloudy	010230	2.7686	2.8239	19368.01	19392.01	24.00	1.23	1.23	1.23	1772	31
14-Nov-14	8:00	Cloudy	010379	2.7854	2.9603	19395.01	19419.01	24.00	1.23	1.23	1.23	1774	99
21-Nov-14	16:20	Fine	010133	2.7710	2.9220	19425.00	19449.00	24.00	1.18	1.18	1.18	1697	89
26-Nov-14	8:00	Cloudy	010576	2.7148	2.8904	19454.24	19478.24	24.00	1.23	1.23	1.23	1767	99

Remarks: Due to interruption of electricity, the 24hr TSP was rescheduled from 20 November 2014 to 21 November 2014.

Report on 1-hour TSP monitoring

Action Level ($\mu\text{g}/\text{m}^3$) - 312.5

Limit Level ($\mu\text{g}/\text{m}^3$) - 500

Date	Sampling Time	Weather Condition	Filter paper no.	Filter Weight, g		Elapse Time, hr		Sampling Time, hr	Flow Rate, m^3/min			Total Volume, m^3	TSP Level, $\mu\text{g}/\text{m}^3$
				Initial	Final	Initial	Final		Initial, Q_{si}	Final, Q_{sf}	Average		
29-Oct-14	8:38	Cloudy	010364	2.7398	2.7451	19338.02	19339.02	1.00	1.17	1.17	1.17	70	75
29-Oct-14	9:45	Cloudy	010360	2.7752	2.7827	19339.02	19340.02	1.00	1.17	1.17	1.17	70	106
29-Oct-14	13:00	Cloudy	010372	2.7681	2.7748	19340.02	19341.02	1.00	1.17	1.20	1.19	71	94
4-Nov-14	8:50	Cloudy	010224	2.7730	2.7820	19365.03	19366.03	1.00	1.23	1.23	1.23	74	122
4-Nov-14	9:53	Cloudy	010226	2.7534	2.7584	19366.03	19367.03	1.00	1.18	1.18	1.18	71	71
4-Nov-14	10:58	Cloudy	001028	2.7556	2.7638	19367.03	19368.03	1.00	1.28	1.28	1.28	77	107
10-Nov-14	8:30	Cloudy	010371	2.7674	2.7729	19392.01	19393.01	1.00	1.23	1.23	1.23	74	75
10-Nov-14	9:41	Cloudy	010374	2.7783	2.7851	19393.01	19394.01	1.00	1.18	1.18	1.18	71	96
10-Nov-14	10:50	Cloudy	010377	2.7784	2.7831	19394.01	19395.01	1.00	1.18	1.18	1.18	71	67
15-Nov-14	8:53	Cloudy	010502	2.7296	2.7334	19419.01	19420.01	1.00	1.23	1.23	1.23	74	51
15-Nov-14	9:55	Cloudy	010500	2.7230	2.7265	19420.01	19421.01	1.00	1.23	1.23	1.23	74	47
15-Nov-14	10:58	Cloudy	010499	2.7207	2.7262	19421.01	19422.01	1.00	1.23	1.23	1.23	74	74
21-Nov-14	8:05	Fine	010489	2.7223	2.7299	19422.00	19423.00	1.00	1.18	1.18	1.18	71	107
21-Nov-14	10:28	Fine	010471	2.7501	2.7570	19423.00	19424.00	1.00	1.18	1.18	1.18	71	98
21-Nov-14	15:00	Fine	010131	2.7648	2.7740	19424.00	19425.00	1.00	1.18	1.18	1.18	71	130
27-Nov-14	9:28	Cloudy	010544	2.7447	2.7533	19478.24	19479.24	1.00	1.23	1.23	1.23	74	117
27-Nov-14	10:45	Cloudy	010211	2.7589	2.7597	19479.24	19480.24	1.00	1.18	1.18	1.18	71	11
27-Nov-14	13:00	Cloudy	010209	2.7507	2.7581	19480.24	19481.24	1.00	1.23	1.23	1.23	74	100



Location: CMA5a - Children Garden opposite to Pedestrian Plaza

Report on 24-hour TSP monitoring

Action Level ($\mu\text{g}/\text{m}^3$) - 181
Limit Level ($\mu\text{g}/\text{m}^3$) - 260

Date	Sampling Time	Weather Condition	Filter paper no.	Filter Weight, g		Elapse Time, hr		Sampling Time, hr	Flow Rate, m^3/min			Total Volume, m^3	TSP Level, $\mu\text{g}/\text{m}^3$
				Initial	Final	Initial	Final		Initial, Q_{si}	Final, Q_{sf}	Average		
28-Oct-14	8:00	Cloudy	010265	2.7678	3.0080	20285.07	20309.07	24.00	1.22	1.22	1.22	1759	137
3-Nov-14	8:00	Cloudy	010261	2.7770	2.8596	20312.07	20336.07	24.00	1.06	1.06	1.06	1526	54
8-Nov-14	8:00	Cloudy	010219	2.7791	2.8634	20339.06	20363.06	24.00	1.06	1.06	1.06	1529	55
14-Nov-14	8:00	Cloudy	010387	2.7686	3.0017	20366.06	20390.06	24.00	1.06	1.06	1.06	1531	152
21-Nov-14	15:00	Fine	010573	2.7209	2.8954	20398.90	20422.90	24.00	1.13	1.13	1.13	1624	107
26-Nov-14	8:00	Cloudy	010466	2.7458	2.8181	20422.90	20446.90	24.00	1.12	1.13	1.12	1620	45

Remarks: Due to interruption of electricity, the 24hr TSP was rescheduled from 20 November 2014 to 21 November 2014.

Report on 1-hour TSP monitoring

Action Level ($\mu\text{g}/\text{m}^3$) - 332
Limit Level ($\mu\text{g}/\text{m}^3$) - 500

Date	Sampling Time	Weather Condition	Filter paper no.	Filter Weight, g		Elapse Time, hr		Sampling Time, hr	Flow Rate, m^3/min			Total Volume, m^3	TSP Level, $\mu\text{g}/\text{m}^3$
				Initial	Final	Initial	Final		Initial, Q_{si}	Final, Q_{sf}	Average		
29-Oct-14	9:43	Cloudy	010252	2.7682	2.7793	20309.07	20310.07	1.00	1.22	1.22	1.22	73	151
29-Oct-14	13:00	Cloudy	010255	2.7835	2.7960	20310.07	20311.07	1.00	1.22	1.22	1.22	73	171
29-Oct-14	14:33	Cloudy	010258	2.7953	2.8076	20311.07	20312.07	1.00	1.22	1.22	1.22	73	168
4-Nov-14	13:00	Cloudy	010244	2.7704	2.7851	20336.07	20337.07	1.00	1.06	1.06	1.06	64	231
4-Nov-14	14:15	Cloudy	010247	2.7596	2.7760	20337.07	20338.07	1.00	1.06	1.06	1.06	64	258
4-Nov-14	15:20	Cloudy	010236	2.7642	2.7831	20338.07	20339.07	1.00	1.06	1.06	1.06	64	297
10-Nov-14	9:48	Cloudy	010222	2.7698	2.7797	20363.06	20364.06	1.00	1.06	1.06	1.06	63	156
10-Nov-14	10:58	Cloudy	010383	2.7533	2.7616	20364.06	20365.06	1.00	1.06	1.06	1.06	63	131
10-Nov-14	13:10	Cloudy	010384	2.7728	2.7806	20365.06	20366.06	1.00	1.06	1.06	1.06	63	123
15-Nov-14	13:00	Cloudy	010521	2.7376	2.7488	20390.06	20391.06	1.00	1.06	1.06	1.06	64	176
15-Nov-14	14:06	Cloudy	010518	2.7529	2.7638	20391.06	20392.06	1.00	1.06	1.06	1.06	64	171
15-Nov-14	15:15	Cloudy	010515	2.7469	2.7582	20392.06	20393.06	1.00	1.06	1.06	1.06	64	177
21-Nov-14	8:03	Fine	010205	2.7486	2.7609	20393.05	20394.05	1.00	1.13	1.13	1.13	68	182
21-Nov-14	9:48	Fine	010571	2.7322	2.7444	20395.05	20396.05	1.00	1.06	1.06	1.06	64	192
21-Nov-14	10:53	Fine	010147	2.7694	2.7831	20396.05	20397.05	1.00	1.13	1.13	1.13	68	203
27-Nov-14	8:20	Cloudy	010677	2.7894	2.8069	20446.90	20447.90	1.00	1.06	1.06	1.06	64	275
27-Nov-14	10:30	Cloudy	010681	2.7681	2.7749	20448.60	20449.60	1.00	1.06	1.06	1.06	64	107
27-Nov-14	13:00	Cloudy	010685	2.7820	2.7897	20449.60	20450.60	1.00	1.06	1.06	1.06	64	121



Location: CMA6a - WD2 PRE Office

Report on 24-hour TSP monitoring

Action Level - 187.3 $\mu\text{g}/\text{m}^3$
Limit Level - 260 $\mu\text{g}/\text{m}^3$

Date	Sampling Time	Weather Condition	Filter paper no.	Filter Weight, g		Elapse Time, hr		Sampling Time, hr	Flow Rate, m^3/min			Total Volume, m^3	TSP Level, $\mu\text{g}/\text{m}^3$
				Initial	Final	Initial	Final		Initial, Q_{si}	Final, Q_{sf}	Average		
28-Oct-14	8:00	Cloudy	010264	2.7726	2.9427	18622.62	18646.62	24.00	1.16	1.16	1.16	1672	102
4-Nov-14	16:13	Cloudy	010237	2.7645	2.9117	18652.73	18676.73	24.00	1.10	1.10	1.10	1588	93
8-Nov-14	8:00	Cloudy	010402	2.7726	2.8023	18683.71	18707.71	24.00	1.17	1.17	1.17	1682	18
14-Nov-14	8:00	Cloudy	010388	2.7573	2.8273	18710.71	18734.71	24.00	1.17	1.17	1.17	1684	42
21-Nov-14	14:21	Fine	010472	2.7455	3.0088	18741.70	18765.70	24.00	1.23	1.23	1.23	1769	149
26-Nov-14	8:00	Cloudy	010474	2.7282	2.9692	18765.70	18789.70	24.00	1.29	1.29	1.29	1853	130

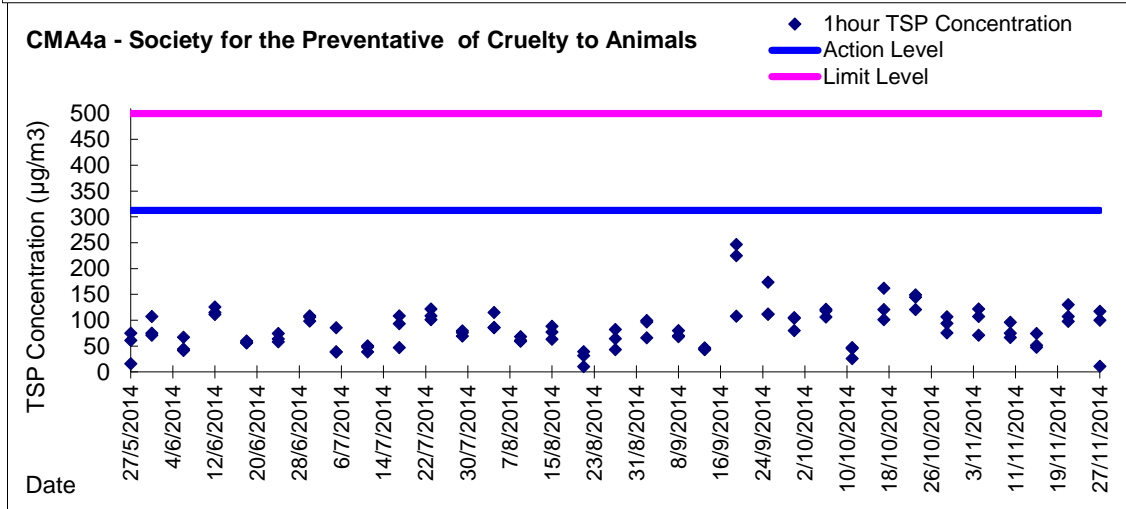
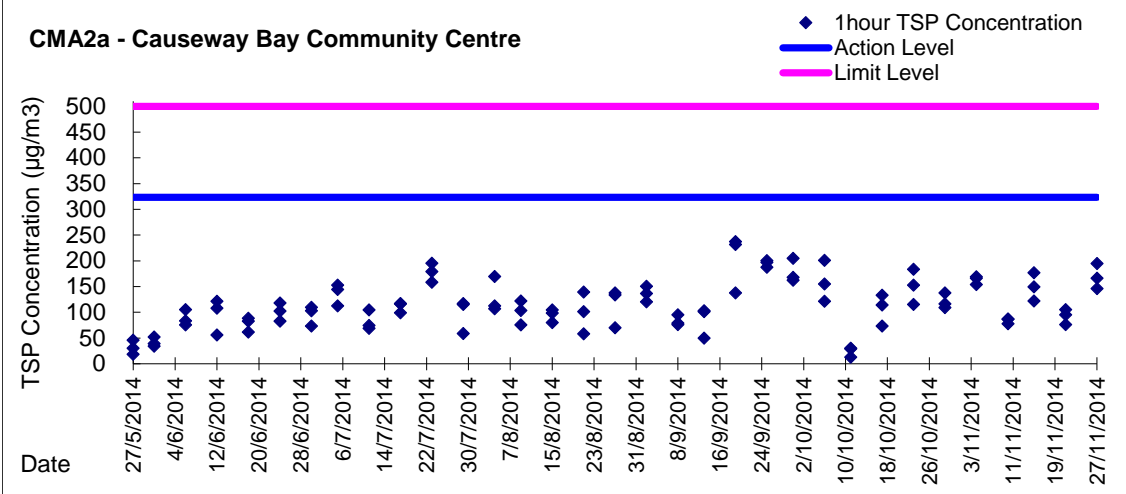
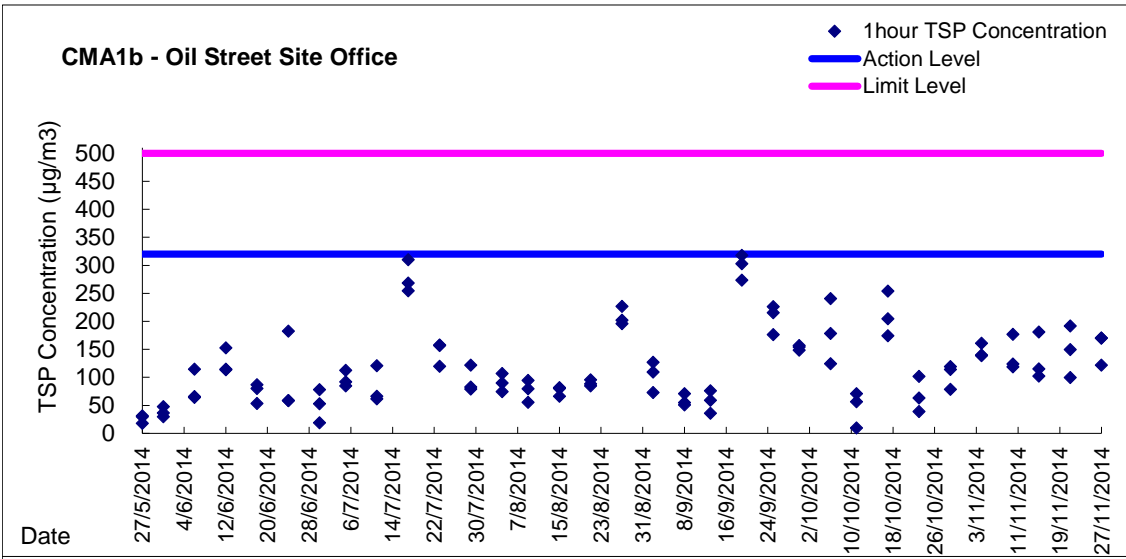
Remarks: Due to interruption of electricity, the 24hr TSP was rescheduled from 3 and 20 November 2014 to 4 and 21 November 2014 respectively.

Report on 1-hour TSP monitoring

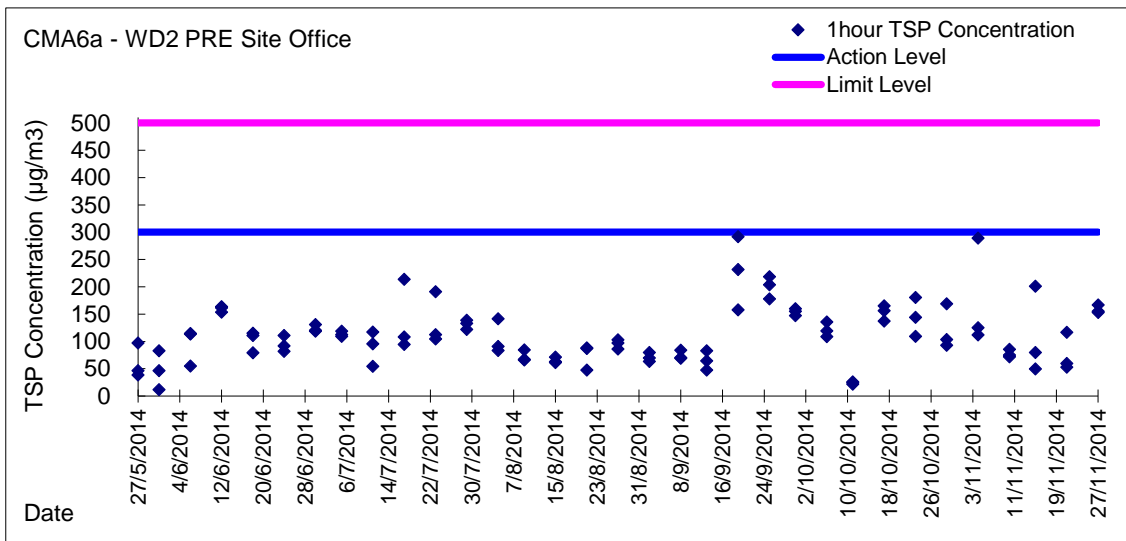
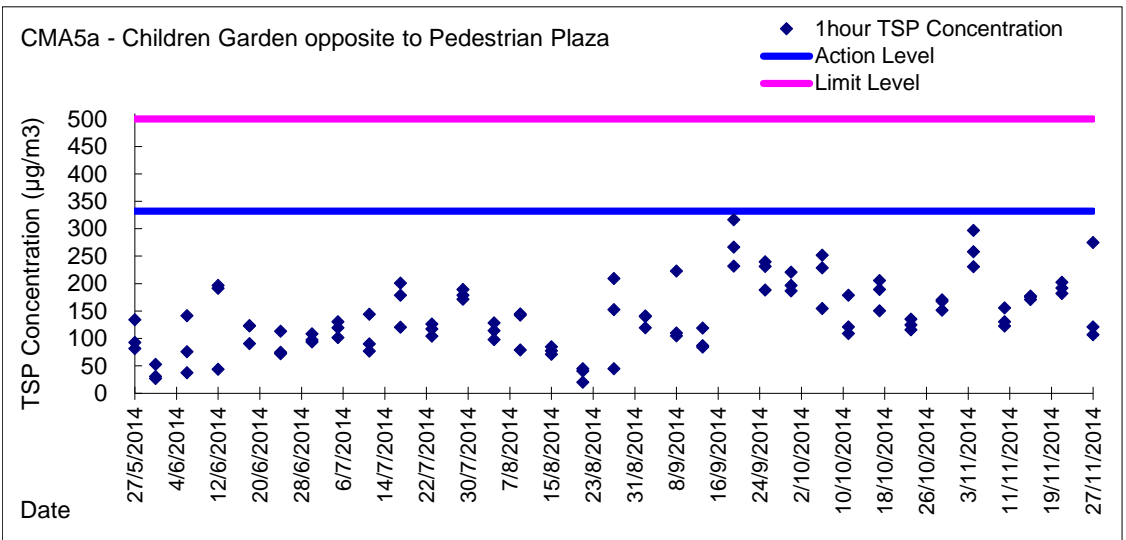
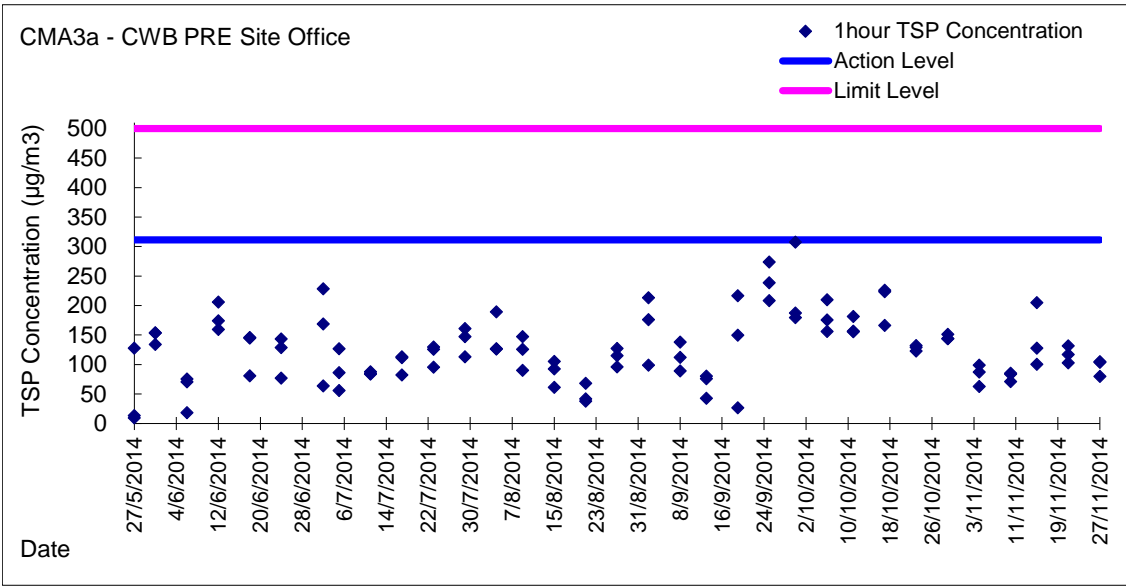
Action Level - 300.1 $\mu\text{g}/\text{m}^3$
Limit Level - 500 $\mu\text{g}/\text{m}^3$

Date	Sampling Time	Weather Condition	Filter paper no.	Filter Weight, g		Elapse Time, hr		Sampling Time, hr	Flow Rate, m^3/min			Total Volume, m^3	TSP Level, $\mu\text{g}/\text{m}^3$
				Initial	Final	Initial	Final		Initial, Q_{si}	Final, Q_{sf}	Average		
29-Oct-14	9:28	Cloudy	010250	2.7756	2.7880	18646.62	18647.62	1.00	1.22	1.22	1.22	73	169
29-Oct-14	13:00	Cloudy	010253	2.7634	2.7710	18647.62	18648.62	1.00	1.22	1.22	1.22	73	104
29-Oct-14	14:16	Cloudy	010256	2.7850	2.7918	18648.62	18649.62	1.00	1.22	1.22	1.22	73	93
4-Nov-14	13:00	Cloudy	010259	2.8026	2.8228	18649.73	18650.73	1.00	1.17	1.17	1.17	70	289
4-Nov-14	14:02	Cloudy	010245	2.7757	2.7840	18650.73	18651.73	1.00	1.10	1.10	1.10	66	125
4-Nov-14	15:10	Cloudy	010248	2.7670	2.7748	18651.73	18652.73	1.00	1.17	1.17	1.17	70	112
10-Nov-14	9:30	Cloudy	010220	2.7847	2.7900	18707.71	18708.71	1.00	1.23	1.23	1.23	74	72
10-Nov-14	10:40	Cloudy	010381	2.7770	2.7833	18708.71	18709.71	1.00	1.23	1.23	1.23	74	86
10-Nov-14	13:00	Cloudy	010386	2.7640	2.7695	18709.71	18710.71	1.00	1.23	1.23	1.23	74	75
15-Nov-14	13:00	Cloudy	010497	2.7259	2.7315	18734.71	18735.71	1.00	1.17	1.17	1.17	70	80
15-Nov-14	14:05	Cloudy	010520	2.7348	2.7383	18735.71	18736.71	1.00	1.17	1.17	1.17	70	50
15-Nov-14	15:09	Cloudy	010517	2.7560	2.7701	18736.71	18737.71	1.00	1.17	1.17	1.17	70	201
21-Nov-14	9:30	Fine	010569	2.7460	2.7546	18737.70	18738.70	1.00	1.23	1.23	1.23	74	117
21-Nov-14	10:45	Fine	010568	2.7476	2.7515	18738.70	18739.70	1.00	1.23	1.23	1.23	74	53
21-Nov-14	13:00	Fine	010567	2.7335	2.7379	18739.70	18740.70	1.00	1.23	1.23	1.23	74	60
27-Nov-14	8:06	Cloudy	010590	2.7228	2.7348	18789.70	18790.70	1.00	1.29	1.29	1.29	77	155
27-Nov-14	9:10	Cloudy	010678	2.7855	2.7984	18790.70	18791.70	1.00	1.29	1.29	1.29	77	167
27-Nov-14	10:15	Cloudy	010679	2.7786	2.7904	18791.70	18792.70	1.00	1.29	1.29	1.29	77	153

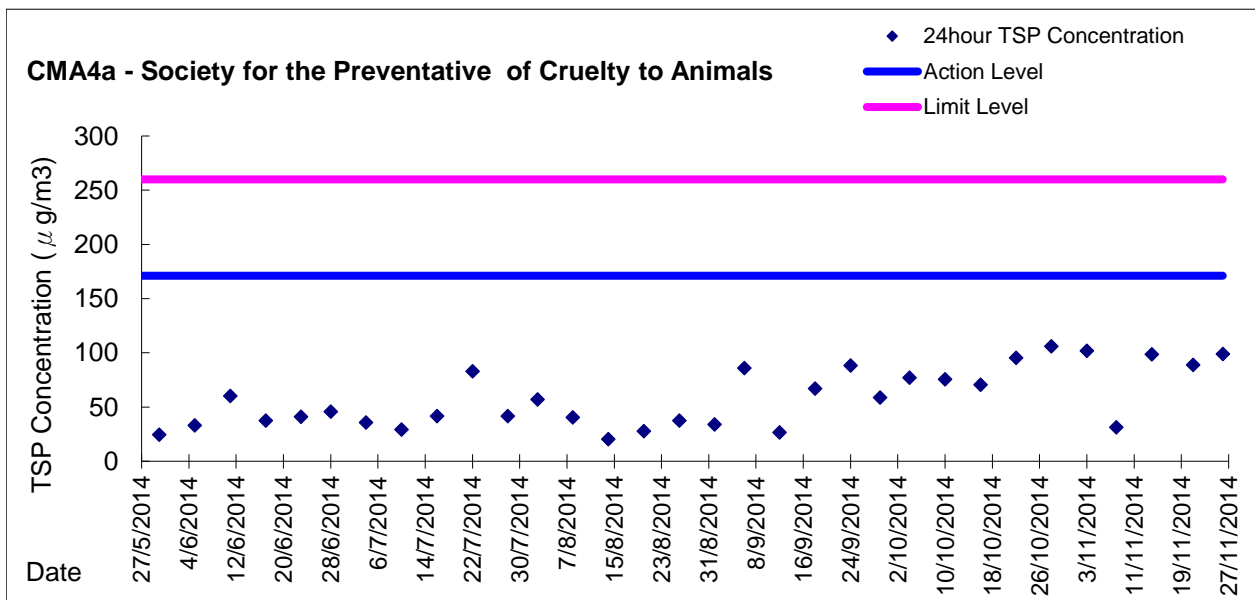
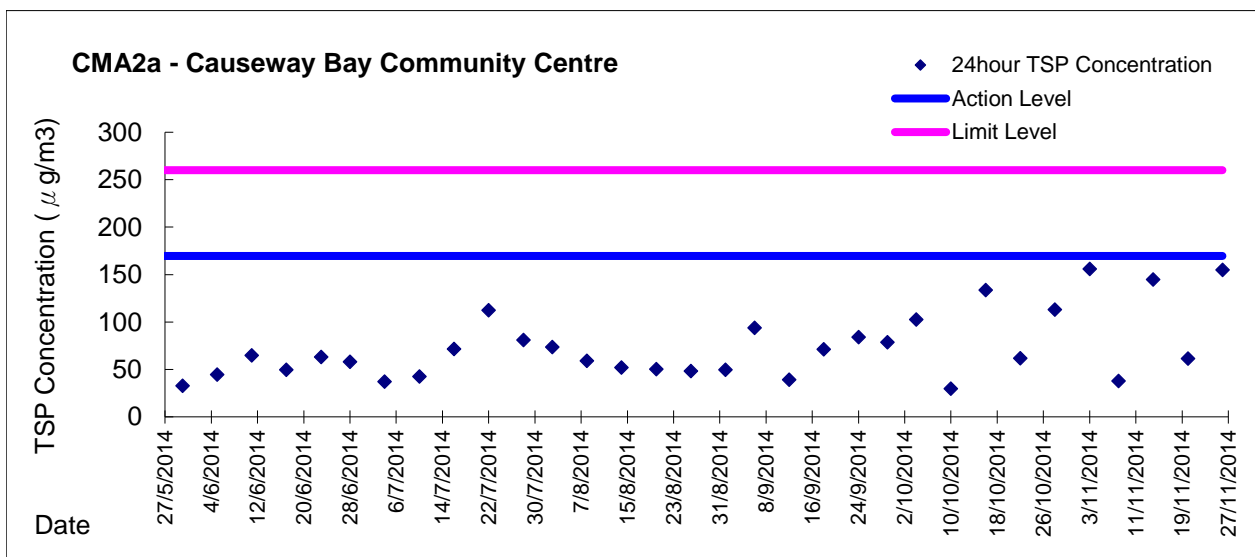
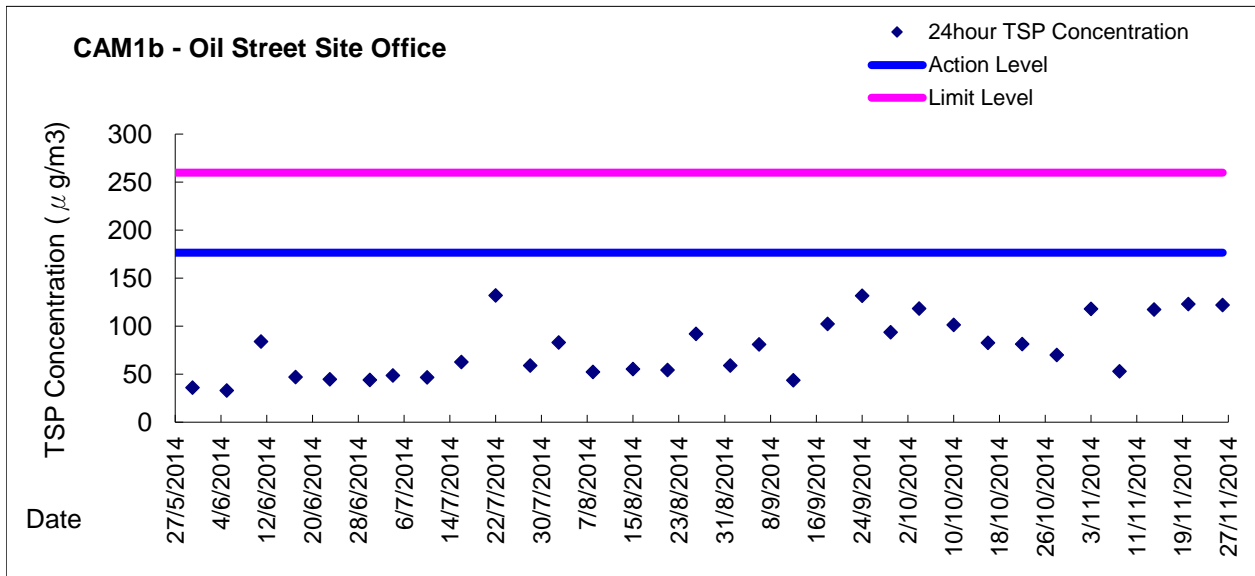
Graphic Presentation of 1 hour TSP Result



Graphic Presentation of 1 hour TSP Result



Graphic Presentation of 24 hour TSP Result



Graphic Presentation of 24 hour TSP Result

